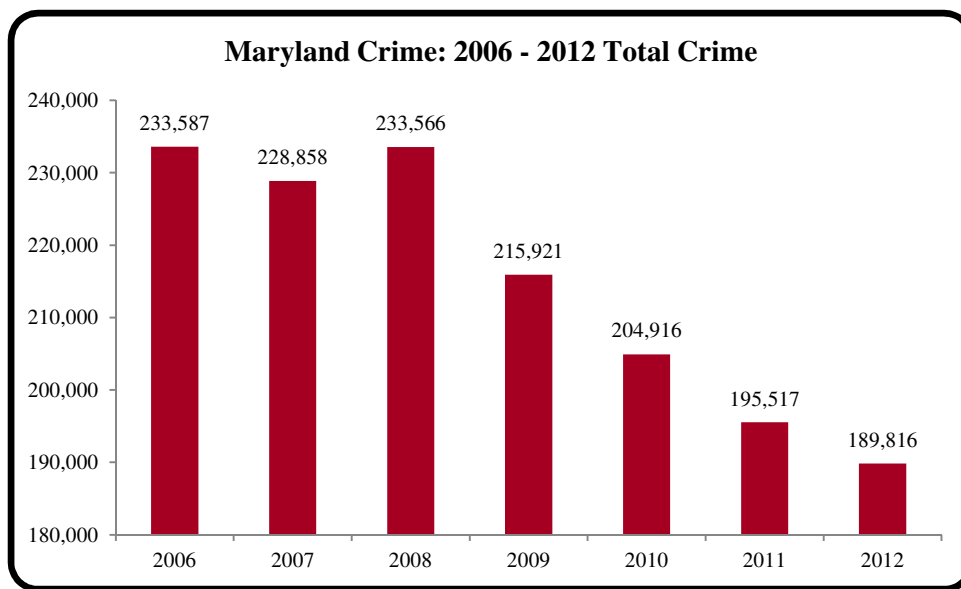


GOCCP ANALYSIS OF UNIFORM CRIME REPORT FOR 2012: Summary

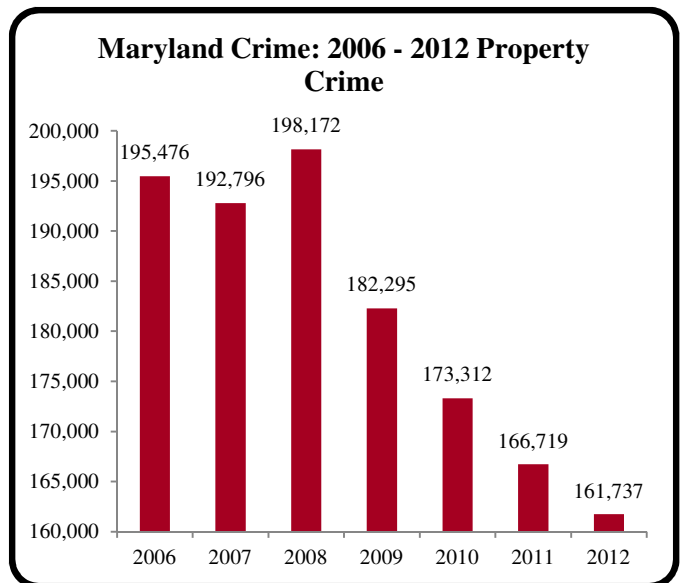
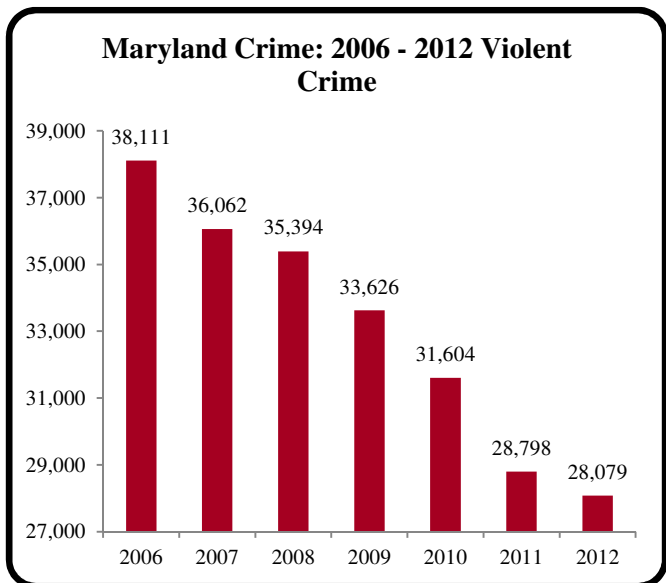
Reduction in Total, Violent, and Property Crime: Double-Digit Reductions in Aggravated Assault and Motor Vehicle Theft; and Reductions in Homicide, Robbery, Breaking & Entering, and Larceny/Theft.

In 2012, Maryland continued to decrease in crime throughout the state. There was a 2.9% reduction in total crime with 5,701 fewer crimes reported in 2012 compared to 2011. This marks the lowest number of total index crimes (189,816) and total crime rate (3,225.7)¹ ever reported since the Maryland UCR program was adopted in 1975. The violent crime rate (477.2) and property crime rate (2,748.5) are also the lowest ever reported in Maryland.

In 2012, the state achieved reductions in 6 of the 7 Part I Crimes including: murder (-6.5%), robbery (-1.6%), aggravated assault (-3.4%), breaking and entering (-6.4%), larceny/theft (-1.0%), and motor vehicle theft (-9.8%). Eighteen jurisdictions reported a reduction in total crime, of which five reported a double-digit reduction. Fourteen jurisdictions noted specific reductions in violent crime (i.e., murder, forcible rape, robbery, and aggravated assault), of which five reported a double-digit decrease. Eighteen jurisdictions noted a specific decrease in property crime (i.e., breaking and entering, larceny/theft, and motor vehicle theft), of which five jurisdictions reported a reduction of ten percent or more.



¹ All rates are based on 2012 population data, per 100,000 residents.



2012 MARYLAND CRIME SUMMARY: Statewide Totals and Rates

Maryland 2012 Crime Totals and Crime Rates

Crime Type	2012 Total	Ranking**	2012 Rate*	Ranking**
Homicides	372	Lowest since 1985	6.3	Lowest ever reported
Rapes	1,236	Higher than 2011	21.0	Higher than 2011
Robberies	10,171	Lowest ever reported	172.8	Lowest ever reported
Aggravated Assaults	16,300	Lowest since 1978	277.0	Lowest ever reported
<i>Violent Crime</i>	<i>28,079</i>	<i>Lowest since 1976</i>	<i>477.2</i>	<i>Lowest ever reported</i>
Breaking & Entering	33,472	Lowest ever reported	568.8	Lowest ever reported
Larceny/Thefts	113,772	Lowest ever reported	1,933.4	Lowest ever reported
Motor Vehicle Thefts	14,493	Lowest ever reported	246.3	Lowest ever reported
<i>Property Crime</i>	<i>161,737</i>	<i>Lowest ever reported</i>	<i>2,748.5</i>	<i>Lowest ever reported</i>
Total Crime	189,816	Lowest ever reported	3,225.7	Lowest ever reported

* Rates for 2012 are based on 2012 population data per 100,000 residents.

** Lowest ever reported indicates the lowest numbers/rates reported since 1975 when the Maryland UCR program was first adopted.

GOCCP ANALYSIS OF UNIFORM CRIME REPORT FOR 2012: Crime Category Breakdown

Violent Crime

Total violent crime in Maryland decreased in 2012 by 2.5% with 719 fewer violent crimes reported. The violent crime rate (477.2) is the lowest rate ever reported since the Maryland UCR program was adopted in 1975. Maryland's homicide rate (6.3), robbery rate (172.8), and aggravated assault rate (277.0) are also the lowest rates ever reported.

Homicides: There was a 6.5% decrease in homicides statewide with 372 homicides reported in 2012, 26 fewer than 2011. The homicide rate of 6.3 per 100,000 residents is the lowest ever reported in Maryland. Of the 24 jurisdictions in Maryland, 15 experienced a reduction or no change in homicide over the past year.

Rapes: The total number of rapes increased by 3.3% in 2012 with 1,236 rapes reported; 40 more than 2011. Of the 24 jurisdictions in Maryland, 11 achieved a reduction or no change in the number of rapes reported in 2012 compared to 2011.

Robberies: The total number of robberies decreased by 1.6% with 10,171 robberies reported; 167 fewer than 2011. Fourteen of Maryland's 24 jurisdictions noted reductions or no change in robberies in 2012.

Aggravated Assaults: The total number of aggravated assaults decreased by 3.4% in 2012 compared to 2011. A total of 16,300 aggravated assaults were reported, representing 566 fewer aggravated assaults than in 2011. Reductions in aggravated assaults were noted in 12 jurisdictions in 2012 compared to 2011.

Property Crime

Property crime in Maryland decreased by 3.0% in 2012 with 4,982 fewer property crimes reported. The property crime rate (2,748.5) is the lowest rate ever reported since the Maryland UCR program was adopted in 1975. Maryland's burglary rate (568.8), larceny/theft rate (1,933.4), and motor vehicle theft rate (246.3) are also the lowest rates ever reported.

Breaking and Entering: Maryland had 2,309 fewer breaking and entering crimes in 2012 (33,472 total), a 6.4% reduction compared to 2011. Sixteen jurisdictions noted reductions or no change in breaking and entering in 2012 compared to 2011.

Larceny/Theft: The total number of larceny/theft crimes decreased by 1.0% statewide in 2012 compared to 2011. A total of 113,772 larceny/theft crimes were reported which represents 1,099 fewer crimes than in 2011. Seventeen jurisdictions noted reductions in larceny/theft crimes in 2012 compared to 2011.

Motor Vehicle Thefts: The state had a 9.8% decrease in motor vehicle thefts in 2012 compared to 2011. A total of 14,493 motor vehicle thefts were reported which represents 1,574 fewer thefts than in 2011. Seventeen jurisdictions noted a reduction or no change in motor vehicle thefts in 2012 compared to 2011.

GOCCP ANALYSIS OF UNIFORM CRIME REPORT FOR 2012: County Breakdown

In 2012, 18 jurisdictions reported reductions in total crime (ranging from -0.6% to -16.8%), while 6 reported increases (ranging from 0.5% to 11.2%).

Fourteen jurisdiction reported reduction in violent crime (ranging from -1.2% to -37.6%), while 10 reported increases (ranging from 1.4% to 30.8%).

In 2012, 19 jurisdictions reported reductions or no change in property crime (ranging from 0.0% to -15.0%), while 5 reported increases (ranging from 1.0% to 10.3%).

Allegany County

Crime has steadily increased in Allegany County over the past 5 years except for 2011. In 2012, the county experienced increases in total crime (1.5%), violent crime (6.8%), and property crime (1.0%). The total crime rate (3,726.1), and property crime rate (3,370.8) are the 2nd highest in the county's history. Although robberies are down 32.2%, aggravated assaults are up 31.4% when compared to 2011.

Anne Arundel County

Anne Arundel County has gradually decreased in crime over the past 5 years, including 2012, where reductions were achieved in total crime (-0.6%) and violent crime (-14.5%; the 4th largest reduction in the state). Property crime is up slightly (2.0%) from 2011. Anne Arundel's total crime rate (3,102.5) is the lowest in the county's history which includes the lowest larceny/theft rate, and the 2nd lowest burglary and motor vehicle theft rates ever reported. The violent crime rate (415.0) and robbery rate are the lowest in the county since 1990 and 1987 respectively while the homicide and aggravated assault rates are also the lowest in over a decade.

Baltimore City

Crime in Baltimore City has steadily decreased over the past 10 years. The city experienced a 1.8% reduction in total crime, a 1.2% reduction in violent crime, and a 2.1% reduction in property crime when compared to 2011. Its total crime rate (6,148.5) and violent crime rate (1,410.9) are the lowest ever reported in the city and its property crime rate (4,737.5) is the 3rd lowest. Its aggravated assault rate is also the lowest ever reported in the county. Although homicide increased from 197 to 216, that 2012 total is still lower than every other year since 1985.

Baltimore County

Baltimore County has consistently achieved crime reductions over the past five years and this trend continued in 2012 with reductions in total crime (-2.1%), violent crime (-2.5%), and property crime (-2.0%). The total crime rate (3,400.7) and property crime rate (2,889.5) are the lowest ever reported which includes the lowest rate of burglaries, larceny/thefts, and motor vehicle thefts in the county's history. The violent crime rate (511.3) and aggravated assault rate are the lowest since 1976.

Calvert County

Calvert County has achieved four consecutive years of double digit reductions in violent crime with a 19.0% reduction in 2012 compared to 2011, which was the 3rd largest violent crime reduction in the state. The violent crime rate (127.6) and aggravated assault rate are the lowest ever reported in the county. Calvert County also experienced significant reductions in total crime (-14.5%) and property crime (-14.2%) which are the 2nd and 3rd largest reductions respectively in the state. Its total crime rate (2,014.0) is the 2nd lowest in the county's history while the motor vehicle theft rate is also at an all time low.

Caroline County

Caroline County has gradually increased in total crime and property with a reversal in 2012 as the county achieved significant reductions in total crime (-12.9%) and property crime (-14.5%), which were the 2nd largest reductions in the state in both of those categories. The county did however experience a 2.7% increase in violent crime. Its aggravated assault rate is the lowest in the county since 1994.

Carroll County

After experiencing gradual reductions in crime over the past 5 years Carroll County experienced significant increases in total crime (11.2%), violent crime (19.5%), and property crime (10.3%) when compared to 2011. This represents the largest increase in both total crime and property crime in the state as well as the 2nd largest increase in violent crime. Its motor vehicle theft rate is the lowest ever reported and despite the increase in violent crime, its rate (181.2) is still the 2nd lowest since 1993.

Cecil County

Cecil County experienced a steady increase in total, violent, and property crime over the past 3-4 years, but has now obtained a 2nd straight year of crime reduction with reductions in total crime (-2.4%), violent crime (-5.2%), and property crime (-2.0%). The 2012 larceny/theft rate is still the 2nd highest ever reported in Cecil County; whereas, motor vehicle thefts are at their lowest rate ever reported.

Charles County

Charles County has achieved gradual reductions in total, violent, and property crime over the past 5 years and has continued this trend in 2012 as the county experienced a significant 10.3% reduction in total crime, a 2.2% reduction in violent crime, and a significant 11.5% reduction in property crime. The total crime rate (2,602.1) and the property crime rate (2,220.2) are the lowest ever reported and the violent crime rate (381.9) is the lowest since 1984. The burglary, larceny/theft, and motor vehicle theft rates are all the lowest ever reported.

Dorchester County

For the 3rd consecutive year, Dorchester County has experienced an increase in total crime and property crime as the crimes increased by 1.8% in 2012. Violent crime went up significantly (16.2%), the 3rd largest increase in the state while property crime (0.0%) did not change. Its violent crime rate (500.7) is slightly above the state average.

Frederick County

Frederick County has remained relatively stable in total crime and property crime over the past 5 years and this trend has continued in 2012 with a slight 0.5% increase in total crime and a slight 0.1% reduction in property crime. Violent crime increased by 4.6%. The total crime rate (1,923.6) and property crime rate (1,664.2) are the lowest ever reported in the county as are its aggravated assault, burglary and larceny/theft rates. Its violent crime rate (259.4) is the 2nd lowest ever reported.

Garrett County

After experiencing significant crime increases in all 3 crime categories in 2011 (total, violent, and property), Garrett county experienced modest changes in crime with a 1.6% reduction in total crime, a 2.0% reduction in property crime and a 1.4% increase in violent crime in 2012.

Harford County

Harford County has achieved steady reductions in total, violent, and property crime over the past 3-4 years with a reversal in 2012. The county experienced increases in total crime (2.9%), violent crime (8.4%), and property crime (2.0%). The total crime rate (1,899.8) and the property crime rate (1,619.7) are still the 2nd lowest ever reported including the lowest, larceny/theft and motor vehicle theft rates in the county's history.

Howard County

In 2012, Howard County continued its reductions in total crime (-2.6%), violent crime (-4.6%) and property crime (-2.4%) compared to 2011. The total crime rate (2,364.8) and property crime rate (2,168.8) are the lowest ever reported. Robberies, larceny/thefts, and motor vehicle thefts are also at their lowest rates ever reported in the county. The violent crime rate (196.0) is the 3rd lowest ever reported in Howard County and the burglary rate is the 2nd lowest ever reported.

Kent County

Kent County's crime statistics fluctuate from year to year with numerous increases and reductions. The county experienced reductions in total crime (-3.1%) and property crime (-8.7%) while also experiencing the largest increase in the state in violent crime (30.8%). Its current motor vehicle theft rate is the lowest ever reported in the county while its robbery rate is the highest ever reported.

Montgomery County

Montgomery County has achieved its 4th consecutive year of total crime (-4.7%) and property crime (-6.1%) reductions in 2012 compared to 2011. The total crime rate (1,928.0) and property crime rate (1,740.5) are both the lowest ever reported in the county as are the rape, burglary, larceny/theft, and motor vehicle theft rates. The county did experience a significant 11.0% increase in violent crime although its violent crime rate (187.5) is still the 3rd lowest ever reported in the county. Its robbery rate is the 2nd lowest ever reported in the county.

Prince George's County

Crime in Prince George's County has steadily declined since 2006; this trend continued into 2012 with reductions in total crime (-5.3%), violent crime (-4.3%), and property crime (-5.5%), compared to 2011. The total crime rate (4,100.7), violent crime rate (562.3), and property crime rate (3,538.3) are all the lowest ever reported. The rates of rape, robbery, aggravated assault, burglary, and larceny/theft are also the lowest ever reported and motor vehicle thefts are at their lowest rate since 1977.

Queen Anne's County

Queen Anne's County crime numbers have fluctuated in recent years. In 2012, the county experienced significant reductions in total crime (-16.8%; the largest reduction in the state), violent crime (-37.6%; the largest reduction in the state), and property crime (-13.6%) when compared to 2011. Its total crime rate (1,872.1) and property crime rate (1,681.7) are the lowest ever reported in the county as are the burglary and larceny/theft rates.

Somerset County

Somerset County has achieved gradual reductions in crime over the last five years. In 2012, the county experienced a significant 14.0% reduction in total crime (the 2nd largest reduction in the state), a 7.4% reduction in violent crime, and a significant 15.0% reduction in property crime (the largest reduction in the

state). The total crime rate (2,139.7) and property crime rate (1,857.6) are the lowest ever reported in the county. The violent crime rate (282.0) is the lowest since 1981. The aggravated assault, burglary, larceny/theft, and motor vehicle theft rates are all also the lowest ever reported in the county.

St. Mary's County

St. Mary's County witnessed its 3rd consecutive year of increases in both total crime (2.6%) and property crime (3.4%). Violent crime was reduced by 5.2% in 2012 compared to 2011. The property crime rate (2,559.8), burglary, and larceny/theft rates are the highest reported in the county in fifteen years; however, the violent crime rate (236.8) is the lowest since 1978.

Talbot County

Crime in Talbot County has fluctuated over the past 5 years. Current trends show a 4.8% reduction in total crime, a 4.7% increase in violent crime, and a 5.6% reduction in property in 2012 compared to 2011. The total crime rate (2,497.9) and property crime rate (2,266.1) are the lowest ever reported in the county as is the larceny/theft rate.

Washington County

After experiencing crime increases in consecutive years, Washington County achieved reductions in total crime (-6.3%), violent crime (-14.0%), and property crime (-5.2%) in 2012 compared to 2011. The total crime rate (2,304.3) is the 2nd lowest ever reported in the county while the property crime rate (2,045.7) is the 3rd lowest in the county's history. The violent crime rate (258.6) is the lowest since 1988. Its current larceny/theft rate is also the lowest ever reported in the county.

Wicomico County

Wicomico County has achieved a 3rd consecutive year of crime reductions with reductions in total crime (-1.3%), violent crime (-5.0%), and property crime (-0.7%) in 2012 compared to 2011. The total crime rate (3,910.2) and property crime rate (3,357.0) are the lowest in the county since 1975, and the violent crime rate (553.2) is the lowest since 1984. The aggravated assault rate is the lowest in twenty-five years, and the burglary rate and motor vehicle theft rates are the lowest ever reported.

Worcester County

Worcester County has achieved its 3rd straight year of violent crime reduction with a significant 25.0% reduction (the 2nd largest in the state) in violent crime in 2012 compared to 2011. Total crime and property crime also decreased 6.3% and 4.3% respectively. Its total crime (4,618.3), violent crime (357.6), and property crime rates (4,260.6) are all the lowest ever reported in the county. The aggravated assault and motor vehicle thefts rates are also the lowest ever reported in the county; the larceny/theft rate is the 2nd lowest in the county's history, and the burglary rate is the 3rd lowest ever reported.